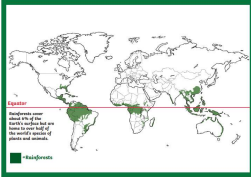














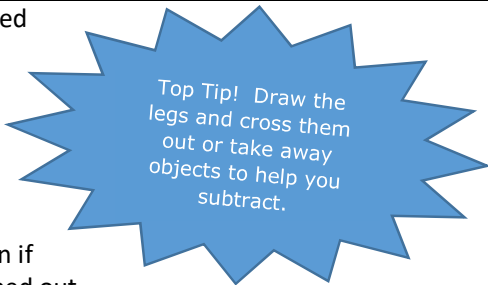

Weekly Timetable of Activities

Here are some suggested activities to complete each day this week. When you have finished you could take a photograph (or scan) and upload it to your folder on Purple Mash so your teacher can see it.

Monday								
Maths				English				Topic
Using the animals in the story tell me how many legs would there be if there was 2 of each animal? Write the number sentence. Can you think of animals with a different number of legs you could double? E.g. 2 Jaguars is double 4 and 4+4=				Watch video of The Umbrella by Jan Brett https://www.youtube.com/watch?v=dS8lzbgt8gc Make a list of the animals that Carlos didn't spot, try and draw each one. Why didn't he see them?				Can you label the all seven continents? Use Resource 2 and this video https://www.youtube.com/watch?v=K6DSMZ8b3LE
Jaguar 4 legs	Toucan 2 legs	Tree frog 4 legs	Monkey 4 legs	Quetzal 2 legs	Butterfly 6 legs	Spider 8 legs	Tapir 4 legs	
								Challenge: Can you find out which continents have rainforests?

Tuesday		
Maths	English	ICT
<p>Carlos decides that he only wants 10 legs in the umbrella at once. Which animals could go into the umbrella? You could have more than one of the same animal. Write the addition number sentence. How many combinations can you find?</p> <div style="display: flex; align-items: center;">    </div> $4 + 4 + 2 = 10$ <div style="border: 2px solid blue; padding: 10px; text-align: center; margin-top: 20px;"> <p>Top Tip! Use drawings or objects to help you add.</p> </div>	<p>Use your super vocabulary to describe the animals in the story by using adjectives. <u>Year 1</u> – Try to use an adjective to describe the animal like this: The <i>creepy</i> spider had eight <i>long</i> legs. <u>Year 2</u> – Try to use an expanded noun phrase like this: The <i>agile, spotty</i> jaguar leapt elegantly from the <i>branch</i>.</p> <p>Don't forget capital letters, finger spaces and full stops!</p> <p>Have a look at the 'Resources' section at the bottom of this document to find sound mats to help with spelling. (Resource 1)</p>	<p>Find the 2Do set on Purple Mash to draw a rainforest. Can you add some rainforest animals? When you have finished click on 'hand in' so your teacher can have a look at it.</p>

Wednesday		
Maths	English	Science
<p>Today Carlos has decided he will allow 20 legs in his umbrella! Which animals could he have in there? Write as many addition number sentences as you can.</p>  <p>$2 + 4 + 4 + 4 + 6 = 20$</p>	<p>Using the same format as yesterday can you describe the setting of the story (the rainforest). <u>Year 1</u> - Can you write 3 super sentences to describe the rainforest? <u>Year 2</u> - Can you write 5 super sentences to describe the rainforest?</p>	<p>The rainforest is a habitat. What is special about the rainforest habitat? Can you name the 3 animals in the video that live in the rainforest? What is special about them? https://www.bbc.co.uk/bitesize/topics/zx882hv/articles/zxdsycw</p> <p>Extra challenge: Research some plants that live in the rainforest. Why can they survive in the rainforest?</p>

Thursday		
Maths	English	Art/DT
<p>If all of the animals jumped into the umbrella how many legs would be in there? What if one of the animals jumped out? Write subtraction sentences to show what would happen if each of the animals jumped out.</p> 	<p>Can you make a story plan to either retell The Umbrella story or create your own adventure story? Draw pictures to show what will happen in the: <u>Beginning</u>: Who are the characters and what is the setting? <u>Middle</u>: What is the problem to be solved? <u>End</u>: How is the problem solved?</p>	<p>Make a rainforest animal using any materials you have at home. It could be a drawing, painting or 3D model.</p> 

Friday		
Maths	English	PE
<p>10 for 10 – see Resource 3 You have 10 minutes to complete the 10 questions. You need to try to do it all by yourself! How quickly can you do them? Continue to practise any of the ones you found tricky.</p>	<p>CHALLENGE Using all of the skills you have learnt this week can you write your own adventure story using your plan from yesterday? If you don't want to create your own you could retell The Umbrella story.</p>	<p>How many times can you throw and catch a ball. You could throw it to yourself or a partner. Time yourself for 1 minute and count how many you can do. Practise for a while and then test yourself again. How much did your score improve by?</p>

Year 1 and 2 Home Learning week beginning 27th April 2020

Reading and Phonics Activities

Reading books

Two publishers are providing free access to some of their e-books. They are both publishers which we use at school so some stories may be familiar to your children.

Please see the details below of how to log in to each of the websites.

If you are not sure which level your child should be reading please contact your child's class teacher via Purple Mash.

Please continue to read any other books you may have at home. Reading any book for at least 5 minutes daily will be a great help to your child's reading progress.

Oxford Owl

Go to: <https://www.oxfordowl.co.uk/>

Click:  at top right of the page

Enter your child's class details:

Otters

Username: spsotters Password: otters1

Squirrels

Username: spssquirrels Password: squirrels1

Foxes

Username: spsfoxes Password: foxes1

Collins Connect

Go to: <https://connect.collins.co.uk/school/Portal.aspx>

Follow instructions below

How to access free Collins Big Cat ebooks

Access 330+ free KS1 ebooks from our primary reading programme

Go to [Collins Connect](#) and click on the Teacher portal and enter:

Username: **parents@harpercollins.co.uk**

Password: **Parents20!**

and click Login.

When using these e-books the application will read the story aloud. If you want to stop this you need to press the pause button as you turn to each page.

Please remember the importance of discussing books with your children. Their understanding and comprehension of what they have read is just as important as the reading itself. Many of these e-books have questions already printed into them which you can use as prompts.

Year 1 and 2 Home Learning week beginning 27th April 2020

Extra comprehension

<https://www.bbc.co.uk/bitesize/articles/zmp2mfr>

Watch the video or read the transcript for 'Daisy and the Trouble with Life' by Kes Gray. Scroll down and answer the questions about the story.

Daily Phonics Videos

From 27th April the DfE will be releasing daily phonics videos via this Youtube Channel. This follows Letters and Sounds Phonic Scheme which is the scheme we use at school. The sessions will be broadcast live at the times below but will be made available to access at any time. If you are unsure which session your child should be watching please contact your child's class teacher via Purple Mash.

https://www.youtube.com/channel/UCP_FbjYUP_UtldV2K_-niWw/featured

11 am*

Learning to blend

For children in Reception and Year 1 who need extra practice sounding and reading words such as 'tap' 'cap' 'mat' 'pat'

10 am*

Reception Summer term

For children who can confidently blend and read words such as 'fish' 'chat' and 'rain'

10:30 am*

Year 1 Summer term

For children who can confidently blend and read words such as 'stamp' 'chair' and 'green'

Common Exception Words

Remember to continue to practise your tricky words. Here are 6 to focus on this week.

Year 1

to

said

today

says

of

are

Year 2

after

bath

again

beautiful

any

because

Y2 spelling work

Can you change these words from two words into one contracted word

e.g. do not → don't

(Remember you need an apostrophe to show where the missing letters are)

is not →

he is →

we are →

I will →

you are →

they are →

we will →

cannot →

did not →

has not →

could not →

Year 1 and 2 Home Learning week beginning 27th April 2020

Additional ideas you might like to try:

Make a Bottle Filter – You can make muddy water run clear. It does not kill bacteria so **DO NOT DRINK IT.**

1. Cut the bottom off a plastic bottle and remove the lid.
2. Put a piece of cloth in the neck of the bottle.
3. Add a layer of charcoal or sand.
4. Add a layer of gravel.
5. Add a layer of grass and leaves.
6. Add a layer of wood shavings.
7. Make sure everything is compacted down.
8. Pour your muddy water through the bottle filter into another container.
9. Pass it through the filter several times until it runs clear.



Springtime

Claude Monet (1840-1926)

1886

Oil on canvas

64.8 x 80.6 cm

<https://www.fitzmuseum.cam.ac.uk/springtime-colour-hunt>

Look

Relax and take your time to explore the painting.

What can you see?

How many different colours can you count? Do you notice anything unexpected?

Think

Imagine you can step inside the picture and have a walk around. Sit on the grass. Climb one of the trees. Run to the back of the garden.

What did you discover on your adventure?











Do

Explore colour in your own home or garden with our **Springtime colour hunt** activity.

Can you match the colours in the painting to things you find?


Independent activities

Here are some activities for you to complete by yourself. Colour in the star when you have completed it. You can ask your adult to photograph your challenges and upload to your Purple Mash folder so that we can see them.

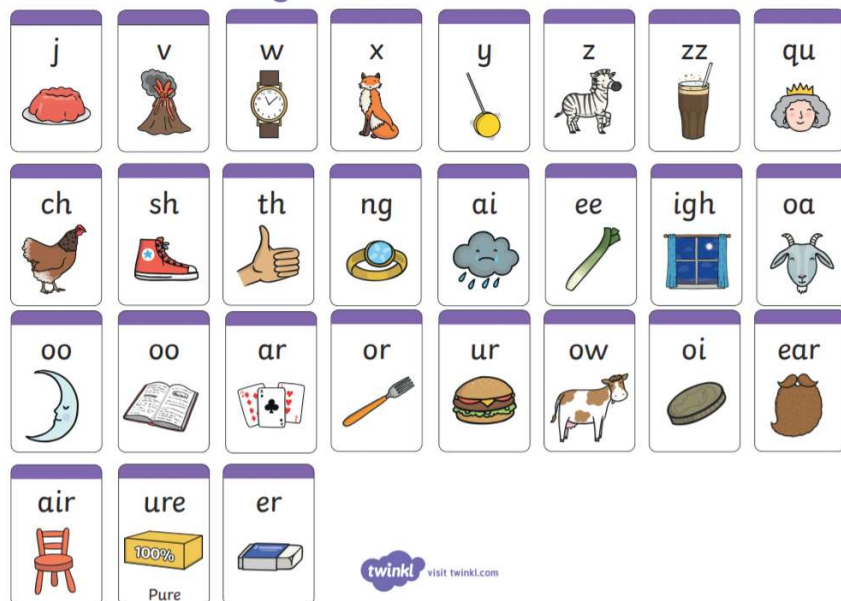
Book review Read a book and either draw a picture and write 3 sentences about what it was about and why you liked it or complete the attached book review (Resource 4).		Design an umbrella You can make it from paper, straws and paper or draw and colour it. What pictures will you put on it? Could you draw rainforest flowers and plants or the animals from the story?																	
Spelling practise <table><tr><td>Y1</td><td></td><td>Y2</td><td></td></tr><tr><td>to</td><td>said</td><td>after</td><td>bath</td></tr><tr><td>today</td><td>says</td><td>again</td><td>beautiful</td></tr><tr><td>of</td><td>are</td><td>any</td><td>because</td></tr></table>	Y1		Y2		to	said	after	bath	today	says	again	beautiful	of	are	any	because		Make your own rainforest habitat You can use lego (or other construction kit) or stick and stones from your garden. Remember the shelter needs to keep it safe and dry and the animal needs to get in and out easily!	
Y1		Y2																	
to	said	after	bath																
today	says	again	beautiful																
of	are	any	because																
Colouring Colour the attached pictures (Resource 5) as neatly as you can, you have plenty of time so don't rush! (You could always find other pictures on the internet).		Playdough animal Make an animal or scene from the story - it can be 3D (stand up) or 2D (flat like a picture). If you don't have any playdough there are lots of simple recipes on line such as https://www.bbcgoodfood.com/howto/guide/playdough-recipe																	
Naming Flags Use an atlas, other information book or an ipad to name the flags in Resource 6. How many flags can you name? Could you design your own flag?		Make up your own exercise routine Take some inspiration from Joe Wicks and design your own workout routine. Which moves will you choose? How long will you need to do each move for?																	
Make up your own jokes Can you think of some of your own jokes to make your family laugh? Try sending them to your teacher on 2 email so they can have a giggle too!		Alphabet Body Shapes Can you use your body to create letters of the alphabet? How many can you make? What other ways could you make letters?																	

Resources


Resource 1: Sound mats to support with spelling



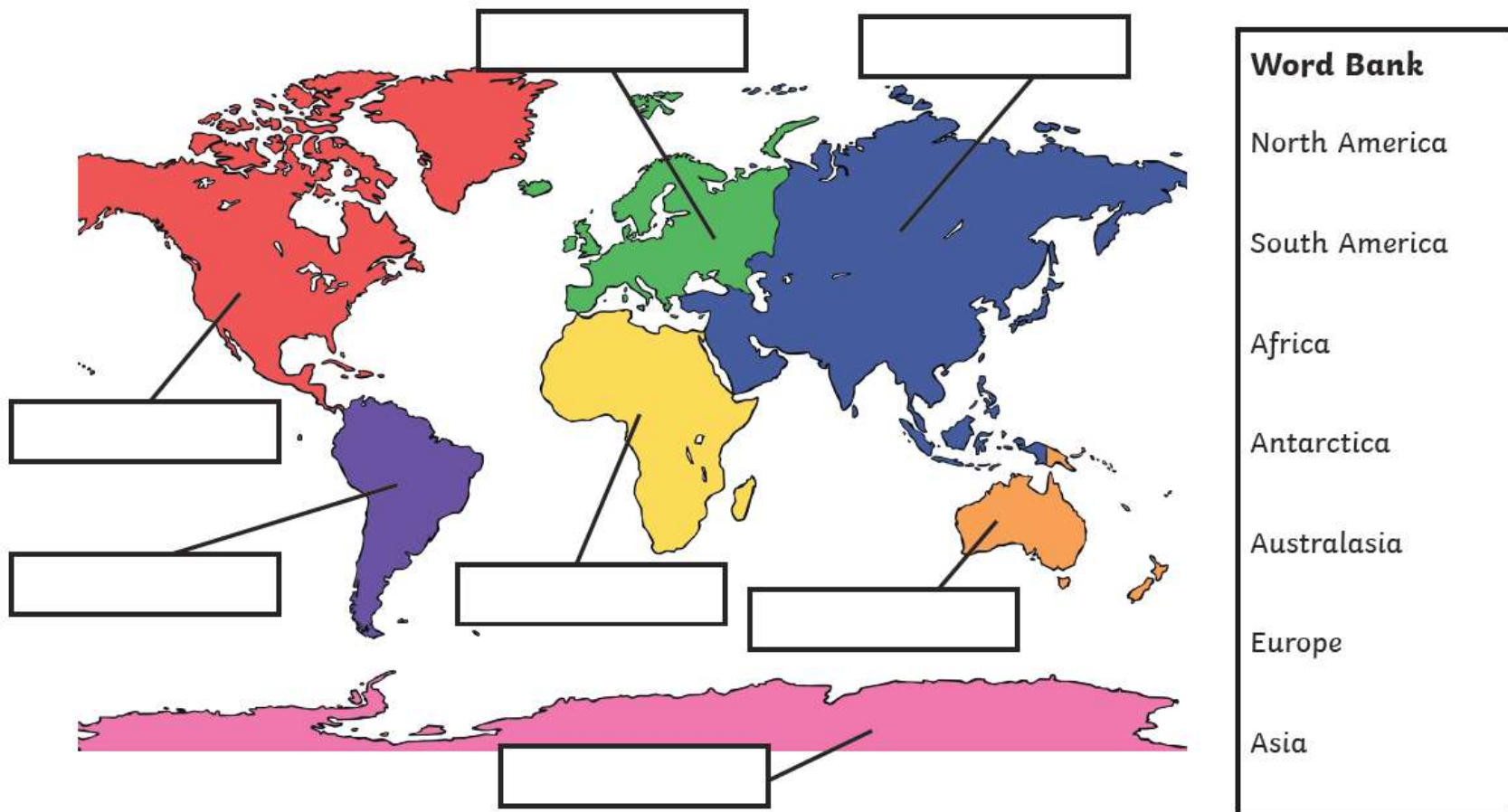
My Phase 3 Sound Mat



My Phase 5 Sound Mat



The Seven Continents of the World



Resource 3: 10 for 10 (Friday's Maths)

Year 1

10 for 10

$$2+1=$$

$$5+1=$$

$$7+1=$$

$$6+0=$$

$$9+0=$$

$$2+2=$$

$$4+4=$$

$$5+5=$$

$$6+6=$$

$$8+8=$$

Year 2

10 for 10

$$7+1=$$

$$12+1=$$

$$19+1=$$

$$10+0=$$

$$4+4=$$

$$4+5=$$

$$6+6=$$

$$7+6=$$

$$9+9=$$

$$9+8=$$

Year 1 and 2 Home Learning week beginning 27th April 2020

Resource 4: Book review (Independent Activity)

My Book Review

Title: _____

Author: _____


My rating (colour in how many stars you would give it):



The Characters:	The Setting:
What happened in the story?	
My favourite part:	
This story teaches us (moral):	
My favourite words and phrases are...	

Year 1 and 2 Home Learning week beginning 27th April 2020

Resource 5: Colouring (Independent Activity)



Year 1 and 2 Home Learning week beginning 27th April 2020

Resource 6: Naming Flags (Independent Activity)

Look at the flags below.

Label each flag from 12 of the 32 countries in the World Cup.













