

## Year 1/2 Transition Week Activities

Hello and welcome to Year 1 and 2!

We are really looking forward to getting to know the new children in our classes. We have provided a selection of transition activities for you to complete with your child at home. They can colour in the star once completed.

Your child's new teacher would like them to complete the activities in blue as these will form the first displays in their new classroom.

Please could you ensure that all work is uploaded into work folders on Purple Mash (Year 1 becoming Year 2) or Tapestry (Receptions becoming Year 1) by Thursday 16<sup>th</sup> July at 3:15pm so teachers can respond to work before the end of term. The activities in black are optional but will help your child's new teacher to get to know them better. These can also be uploaded via Purple Mash or Tapestry as appropriate.

Additionally, there will be a virtual sports day taking place this week. We would love to see photographs of how you get on. These can be uploaded as above.

### Children attending school

Children in **Rabbits A and B, Squirrels A and B and Otters A and B** will be completing the activities highlighted in yellow, on the days they attend school. You are of course welcome to complete these activities at home as well but be aware that they may have already completed them or will do so later in the week.

Children in **KV1 and KV4** will complete a variety of activities from the transition timetable as they will be attending for the majority of the week.

All children attending school will take part in the sports day activities.


We look forward to learning lots more about you all this week and hope you enjoy the activities.

Miss Lawton, Mrs Spevack, Mrs Cowburn and Mrs Kellam


**Butterfly Transition Writing**

Complete the Transition butterfly sheet (Resource 1) and look at The Cautious Caterpillar PowerPoint.

Once you have completed this take a photo and send this to your teacher via Purple Mash or Tapestry to tell them all about you!

**Self Portrait**


On a piece of A4 paper or smaller draw a picture of yourself with as much detail as possible. Use a mirror to look really closely to see what shapes you can see (for your eyes, nose and mouth) and what colours you might need to use. You can draw just your face or have a go at drawing all of you.

**NRich/Maths activity**

Follow the links to two different maths challenges. We would love to see what you find out.


<https://nrich.maths.org/221> - chain of changes

<https://nrich.maths.org/13704> - eightness of eight


**Amazing me**

(Resource 2)


Complete the sentences in the stars to tell your new teacher all the great things about you!

**Class animal collage**


Create an A4 or smaller collage of your new class animal (Squirrel, Fox or Otter) using any materials you like. Take a photo and upload it to Purple Mash or Tapestry. Your teacher will print it and use to display in your new classroom.

**Tell us about your favourite thing**


Draw or paint a picture of your favourite thing, person or place with a sentence to tell us about it.

**2D Shape Robots**


Make a robot out of different 2D shapes – square, rectangle, circle, triangle, etc. How many different shapes can you use?

**Homes**

Draw your home on a piece of A4 paper– our next Topic for Year 1/2 in school will be The Big City, we can use the pictures for a lovely display in the corridor to show the variety of homes we live in.


**Classroom Rules**

What do you think the 3 most important classroom rules would be to make your new classroom a happy and safe place to learn.

**Number Bond Pairs Game**

Use the Numicon cards in Resource 3. Cut the cards out and turn them over so the numbers are face down. Take it in turns to flip two cards over to find the pairs of numbers that make 10 (e.g. 4 and 6).


Extension - play to 20 if you can.



## Resources

### Resource 1 – Butterfly Transition Writing

*Spread your wings and fly into your new class!*



I am looking forward to...

---

---

---

---

My friends at school are...

---

---

---

---

I enjoy learning about...

---

---

---

My favourite thing about school is...

---

---

---

---



---

I am good at...

---

---

---



I would like to learn...

---

---

---

---

---

## I Am an Amazing Person!

Read and complete the sentences in the stars below. You can draw or write the answers.



### Resource 3 – Number Bonds Pairs Game cards

Number bonds to 10



Extension – add these cards to the original pack to find number bonds to 20

