



Year 1 and 2 Home Learning week beginning 11.1.21



Weekly Timetable of Activities

Here are the activities to complete each day this week. When you have finished please take a photograph (or scan) and upload it to your 'Work' folder on Purple Mash so your teacher can see it.

Please click the links to the videos and use the password for this provided in an email on Purple Mash.

There will also be some assembly videos available from Mrs Norden and other members of staff throughout the week.

| Monday | | | | | |
|--|---|---|--|--|--|
| Maths | | English/Writing | | PSHE | |
| Please watch https://vimeo.com/498660246 | | Please watch https://vimeo.com/497973402 | | Using Resource 4 : | |
| WALT write about real events | | | | | |
| Year 1 | Year 2 | Year 1 | Year 2 | <ul style="list-style-type: none"> Draw your family. Draw or write about something your family enjoys doing together. Draw or write about something lots of families enjoy doing together e.g. going to church, going for walks, going to the cinema, eating out, visiting relatives etc. | |
| <p>Represent these numbers using objects in a 20 frame. Write down how many tens and ones you have in each number. You could draw your own 20 frame or use Resource 1.</p>  <p>8 14 11 19 17 21</p> | <p>Represent these numbers using objects. Write down how many tens and ones you have in each number.</p>  <p>21 34 47 59 83 96</p> | <p>Write at least one sentence to tell your teacher either something you enjoyed during the Christmas Holidays or your New Year's Resolution. Don't forget capital letters, finger spaces and full stops. Please draw a picture to go with your sentence.</p> <p>Remember when you are doing any writing you can use the sound mats in Resource 2 to help you spell the words you would like to write. You can also use the 'tricky' or 'common exception words' in Resource 3.</p> | <p>Write at least 3 sentences to tell your teacher either something you enjoyed during the Christmas Holidays or your New Year's Resolution. Don't forget capital letters, finger spaces and full stops. Try to include some super vocabulary, adjectives and as an extra challenge an exclamation sentence. Please draw a picture to go with your sentence.</p> <p>Remember when you are doing any writing you can use the sound mats in Resource 2 to help you spell the words you would like to write. You can also use the 'tricky' or 'common exception words' in Resource 3.</p> | | |

| Tuesday | | | |
|---|---|---|--|
| Maths | English/Writing | Computing | |
| <p>Use what you learnt yesterday to help you complete the tasks below.</p> | | | |
| <p>Year 1</p> <p>Complete Resource 5. Represent the numbers by drawing dots into a 10 frame. Write down how many tens and ones you have in each number.</p> | <p>Year 2</p> <p>Re-watch yesterday's video from 08:25 onwards to remind yourself what partitioning means. Can you partition the number below into different combinations of 10s and 1s.</p>  <p>Here is an example of how to partition 42 using dienes. You could use pasta (or similar) or draw to help you. Don't forget to write the number sentence.</p> <p>Partition these numbers:</p> <p style="text-align: center;">34 56 78</p> | <p>WALT describe</p> <p>Can you draw a picture or use a photograph to write about what 'Home' means to you.</p> <p style="text-align: center;"><u>Year 1</u></p> <p>Use adjectives to describe what you can see, hear, smell etc. at home.</p> <p style="text-align: center;">'At home I can see my fluffy blanket.'</p> <p>'Out of my window I can hear loud cars zooming past.'</p> <p style="text-align: center;"><u>Year 2</u></p> <p>Use adjectives and expanded noun phrases to describe what you can see, hear, smell etc.</p> <p>'At home I can see a warm, fluffy blanket on my bed.'</p> <p>'Out of my window I can hear loud, cheerful birds chirping.'</p> | <p>Watch https://vimeo.com/498419019</p> <p>Using the 'Building Bricks' PowerPoint learn about what an algorithm is.</p> <p>Can you take pictures of each step of a model you make (it doesn't have to be Lego if you do not have this at home)? Make sure you take a photo of each step. See if someone else in your house can use the photos to rebuild your model.</p>  |

| | | | |
|--|--|--|--|
| | | | |
|--|--|--|--|

| Wednesday | | | | | |
|--|--|---|--|--|--|
| Maths | | English/Writing | | Science | |
| <p>Watch https://vimeo.com/498417829</p> | | <p>WALT write imaginatively</p> <p>Watch https://vimeo.com/58445945</p> | | <p>Watch https://vimeo.com/498418239</p> | |
| <p>Year 1</p> <p>Print off the hundred square in resource 6 or use the online one here: https://www.topmarks.co.uk/learning-to-count/paint-the-squares</p> <p>Can you count in 2s and colour these numbers in one colour.</p> <p>Can you count in 5s and colour these numbers in a different colour.</p> <p>Can you count in 10s and colour these numbers in a different colour.</p> | <p>Year 2</p> <p>Can you do the same as the year 1s but when you are done write a sentence to explain the pattern for multiples of 2, 5 and 10?</p> <p>What do you notice about the numbers in each group?</p> <p>Can you write a rule to check if a number is a multiple of 2,5 or 10?</p> | <p>Imagine you are Baboon. Can you write a postcard to your friends or family at home?</p> <p>Tell them how you are feeling. Tell them what you can see, hear and smell. What have you been doing to keep yourself busy? Could you invite them to come and visit you? What would you do if they came to visit?</p> <p style="text-align: center;">Don't forget to use super vocabulary and adjectives/expanded noun phrases as we talked about earlier this week.</p> <p>Year 1s aim to write at least 1 to 2 sentences in your postcard.</p> <p>Year 2s can you write at least 3 sentences?</p> <p>Resource 7 has a postcard template you could use if you like.</p> | <p>Signs of Winter</p> <p>Complete Resource 8 to show what you have learnt about what it is like in Winter.</p> <p style="text-align: center;">What will the tree look like?</p> <p>Think about what clothes you will need to wear. Draw and label them on the person.</p> <p>What happens to the length of the day in Winter? Are the days longer or shorter than they were in Autumn?</p> <p>Year 2</p> <p>Can you write a few sentences to explain the differences you might see between the seasons. E.g. 'In Summer it is warmer than in Winter.'</p> <p>Extra Challenge</p> <p>Can you find out any more information about Fen Skaters?</p> | | |

| Thursday | | | |
|--|--|--|--|
| Maths | Phonics | | PE |
| <p>Watch https://vimeo.com/498417310</p> | <p>Watch https://vimeo.com/498426040 Year 1 – 00:00 – 12:18 Year 2 – 12:18 - End</p> | | <p>Here are few options of activities you could do to keep active:</p> <ul style="list-style-type: none"> • Build an obstacle course • Cosmic Kids yoga https://www.youtube.com/user/CosmicKidsYoga • Move with Ben https://www.youtube.com/watch?v=5w_qUbGMKNo&list=PLMRkbWmCYEwbGYcJnZo_yiyZqxwtdVs-Q |
| <p>Year 1 Complete the 2Dos on Purple Mash as shown in the video.</p> <p>If you cannot access Purple Mash you could use the numbers below. Can you put them in order? Choose 3 pairs of numbers and decide which is more and which is less.</p> <p style="text-align: center;">4, 24, 50, 13, 71, 16</p> <p>Year 2 Using the symbols (< and >) to complete the activities in Resource 9.</p> | <p>Year 1 We are learning the different ways to spell the digraph /ai/. After watching the video please complete the activity in Resource 10 and Practise your spellings words every day (day, play, rain, made, make, came).</p> | <p>Year 2 This week we are learning to make nouns plural. A noun is the name of a person, place or thing. Plural means more than one thing.</p> <p>Rules for making nouns plural</p> <ul style="list-style-type: none"> • Add s • If the noun ends in sh, s z or ch add es • If the noun ends in f sound then change the f to v and add es • If the noun ends in y then change the y to i and add es <p><u>Independent work</u></p> <ol style="list-style-type: none"> 1. Practise the spelling words every day (bushes, witches, buses, brushes, babies, benches, puppies, leaves). 2. Play the phonics games Planetry Plurals and Pond Life Plurals. 3. Use the nouns from the video or your spellings and write sentences. <p>Resource 11 – Year 2s please complete the comprehension</p> | |

Year 1 and 2 Home Learning week beginning 11.1.21

| Friday | | |
|--|--|---|
| Maths | English/Writing | Art |
| <p>10 for 10 – see Resource 12</p> <p>You have 10 minutes to complete the 10 questions. You need to try to do it all by yourself! How quickly can you do them? Continue to practise any of the ones you found tricky.</p> | <p>Watch https://vimeo.com/498628269</p> | <p>Watch https://vimeo.com/498003922</p> |
| | <p>Use Google Earth to explore our planet. https://earth.google.com/web/ Can you find:</p> <ul style="list-style-type: none"> • A continent • A country • A city • A town or village <p>Year 1 Label the countries in Resource 13</p> <p>Year 2 Label the countries and continents, oceans and seas in Resource 14</p> | <p>Follow the instructions in the video to create a page showing the different techniques that can be used for a collage.</p> |

Reading

Reading books

Oxford Owl are providing free access to some of their e-books. They are a publisher which we use at school so some stories may be familiar to your children.

Please see the details below of how to log in to the website.

If you are not sure which level your child should be reading please contact your child's class teacher via Purple Mash.

Please continue to read any other books you may have at home. Reading any book for at least 5 minutes daily will be a great help to your child's reading progress.

Oxford Owl

Go to: <https://www.oxfordowl.co.uk/>

My class login >

Click: at top right of the page

Enter your child's class details:

Otters

Username: spsotters Password: otters1

Squirrels

Username: spssquirrels Password:
squirrels1

Foxes

Username: spsfoxes Password: foxes1

Please remember the importance of discussing books with your children. Their understanding and comprehension of what they have read is just as important as the reading itself. Many of these e-books have questions already printed into them, which you can use as prompts.

Comprehension (Year 2)

If you are a Year 2 please have a go at the 'Leopards' comprehension in [Resource 11](#). Try and do as much as you can by yourself. You can ask your adult to help you mark it using the answer sheet.

Topic Homework

If you would like any more activities to complete, don't forget about our Topic Homework grid below.

Around the World Homework Book

Please use the grid below to choose activities you wish to engage with at home. Any activities you choose to do at home will support your child's learning and can be shared with your child's class teacher on Purple Mash.

| | | | | |
|--|--|---|---|---|
| <p><u>Design a front cover</u> Use your creative art skills to design the front cover for a story or non-fiction book. Keep it in the <i>Around the World</i> theme! (We are learning about Australia before half term and Mexico after half term)</p> | <p><u>What would you wear?</u> Choose a country and find out about its Traditional costume. How <u>is it</u> different/ the same to the way you dress? Create a labelled picture.</p> | <p><u>Big or small?</u> Which is the biggest country you can find? Which is the smallest? What can you find out about the population of different countries?</p> | <p><u>Sports</u> Find out about a sport that is popular in another country and write instructions on how to play it. Can you teach someone at home and take photos of you playing together?</p> | <p><u>7 Wonders of the World</u> What and where are the 7 wonders are the world? What makes them special? What do you know about them?</p> |
| <p><u>Food research</u> What food grows in different countries? Why do you think some food grows in some countries and not in others?</p> | <p><u>Country fact file</u> Make a fact file about a country you have visited using information you have found out.</p> | <p><u>Flags</u> Research flags of the world. Which do you like best? Why? Design your own flag.</p> | <p><u>Holiday postcard</u> Create a postcard imagining you are on holiday. What can you see? Hear? How do you feel? What did you do?</p> | <p><u>Hello/ Goodbye</u> Make a list of the words for Hello and Goodbye in other languages. Can you practise saying them?</p> |
| <p><u>Learn a song or dance from another country</u> Can you learn a dance from another country? You could video it and upload it to Purple Mash.</p> | <p><u>Make an instrument</u> Look at the variety of instruments around the world. Use whatever materials you can find and make your own instrument</p> | <p><u>Aeroplanes</u> Can you make a model of an aeroplane? You can use recycled materials, construction kits or playdough (or anything else you can think of)</p> | <p><u>Design a boomerang</u> Make a boomerang for yourself. What will you make it from? How will you decorate it?</p> | <p><u>Animal Top Trumps</u> There are lots of species of animals in Australia that can't be found anywhere else in the world. Can you design and make Top Trump cards for them?</p> |

Year 1 and 2 Home Learning week beginning 11.1.21

Resources


Resource 1: 20 frame for Year 1 maths Monday

| | | | | |
|--|--|--|--|--|
| | | | | |
| | | | | |

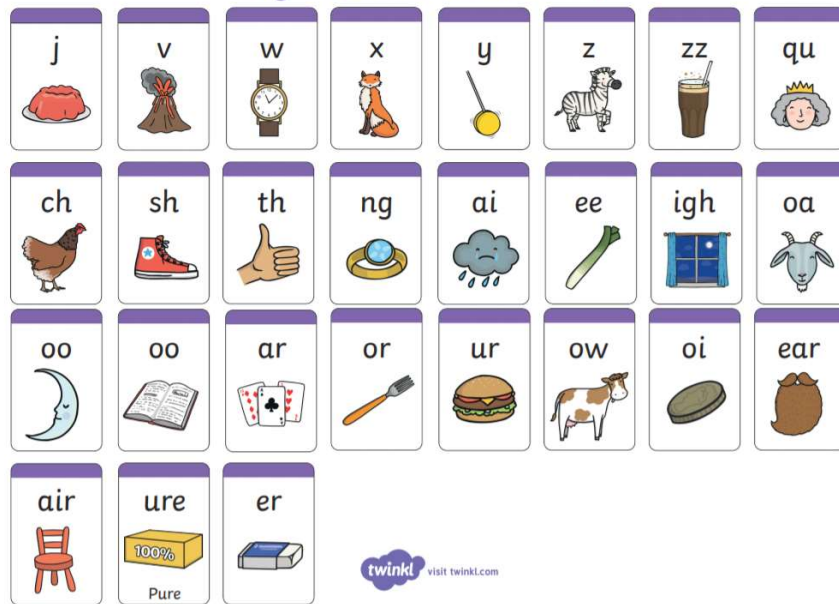
| | | | | |
|--|--|--|--|--|
| | | | | |
| | | | | |

Year 1 and 2 Home Learning week beginning 11.1.21


Resource 2: Sound mats to support with spelling



My Phase 3 Sound Mat



My Phase 5 Sound Mat



*even



Year 1 Common Exception Words Mat



Aa Bb Cc Dd Ee Ff Gg Hh Ii Jj Kk Ll Mm Nn Oo Pp Qq Rr Ss Tt Uu Vv Ww Xx Yy Zz

Aa

a
are
ask

Bb

be
by

Cc

come

Dd

do

Ff

friend
full

Gg

go

Hh

has
he
here
his
house

Ii

I
is

Ll

love

Mm

my
me

Nn

no

Oo

of
one
once
our

Pp

put
push
pull

Ss

said
says
some
so
she
school

Tt

the
to
today
there
they

Ww

were
was
where
we

Yy

you
your



Year 1 and 2 Common Exception Words Mat

Aa Bb Cc Dd Ee Ff Gg Hh Ii Jj Kk Ll Mm Nn Oo Pp Qq Rr Ss Tt Uu Vv Ww Xx Yy Zz

Aa

a
after
again
any
are
ask

Bb

bath
be
beautiful
because
behind
both
break
busy
by

Cc

child
children
Christmas
class
climb
clothes
cold
come
could

Dd

do
door

Ee

even
every
everybody
eye

Ff

fast
father
find
floor
friend
full

Gg

go
gold
grass
great

Hh

half
has
he
here
his
hold
hour
house

Ii

I
improve
is

Kk

kind

Mm

many
me
mind
money
most
move
Mr
Mrs
my

Nn

no

Oo

of
old
once
one
only
our

Pp

parents
pass
past
path
people
plant
poor
pretty
prove
pull
push
put

Ss

said
says
school
she
should
so
some
steak
sugar
sure

Tt

the
there
they
to
today
told

Ww

was
water
we
were
where
who
whole
wild
would

Yy

you
your

Ll

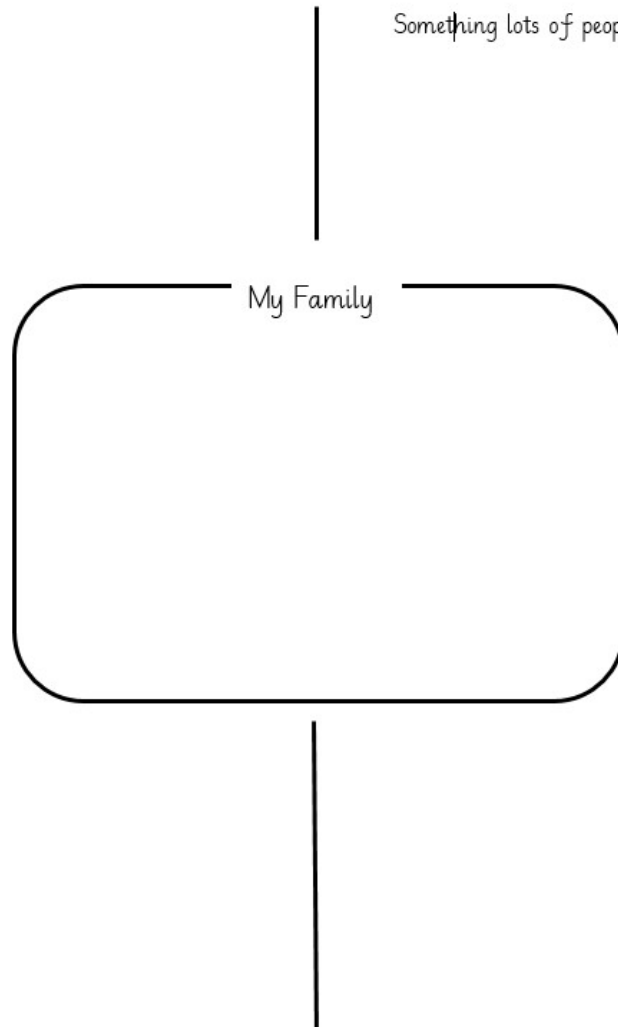
last
love

Year 1 and 2 Home Learning week beginning 11.1.21
Resource 4: PSHE My Family

WALT value difference

Something I do with my family

Something lots of people do with their families

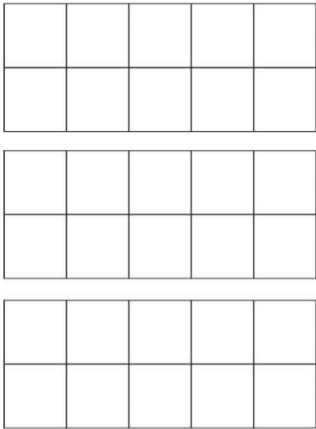


Year 1 and 2 Home Learning week beginning 11.1.21

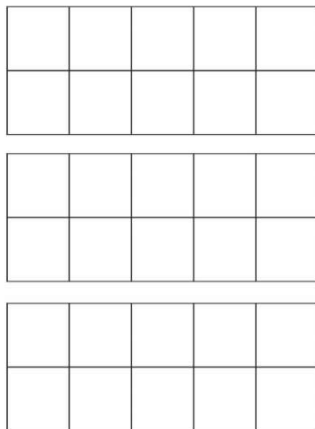
Resource 5: Tuesday Maths – Year 1 Place Value Pictorial Representations

Represent the numbers by drawing dots in to the 10 frames. Write how many tens and how many ones you have underneath.

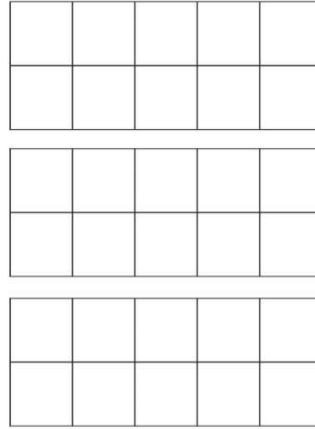
12



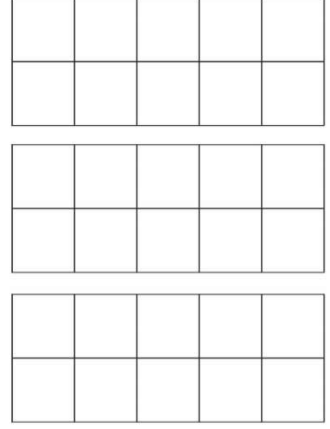
15





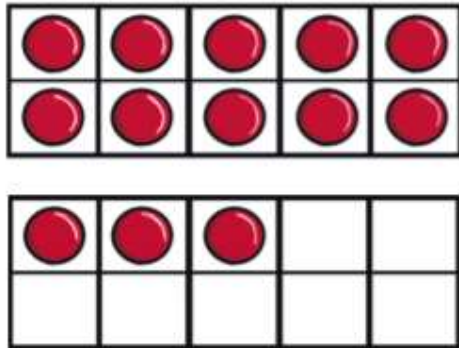
25



29



What numbers are represented here?





Year 1 and 2 Home Learning week beginning 11.1.21

Resource 6: Hundred square for Wednesday Maths

| | | | | | | | | | |
|----|----|----|----|----|----|----|----|----|-----|
| 1 | 2 | 3 | 4 | 5 | 6 | 7 | 8 | 9 | 10 |
| 11 | 12 | 13 | 14 | 15 | 16 | 17 | 18 | 19 | 20 |
| 21 | 22 | 23 | 24 | 25 | 26 | 27 | 28 | 29 | 30 |
| 31 | 32 | 33 | 34 | 35 | 36 | 37 | 38 | 39 | 40 |
| 41 | 42 | 43 | 44 | 45 | 46 | 47 | 48 | 49 | 50 |
| 51 | 52 | 53 | 54 | 55 | 56 | 57 | 58 | 59 | 60 |
| 61 | 62 | 63 | 64 | 65 | 66 | 67 | 68 | 69 | 70 |
| 71 | 72 | 73 | 74 | 75 | 76 | 77 | 78 | 79 | 80 |
| 81 | 82 | 83 | 84 | 85 | 86 | 87 | 88 | 89 | 90 |
| 91 | 92 | 93 | 94 | 95 | 96 | 97 | 98 | 99 | 100 |

Year 1 and 2 Home Learning week beginning 11.1.21

Resource 7: Postcard Template for Wednesday Writing

| | |
|--|--|
| |  |
| | |
| | |
| | |
| | |
| | |
| | |
| | |
| | |
| | |
| |  |

A tree in Winter









In Winter I wear...



because the weather is:

The days are _____ than in Autumn.

Year 1 and 2 Home Learning week beginning 11.1.21
Resource 10: Year 1 Phonics

| | | |
|--|---|--|
|  _____ |  |  |
| | | |
|  |  |  |
| | | |

All About Leopards

Leopards are part of the cat family. This family includes big cats, such as lions, cheetahs, jaguars and tigers, and also pet cats. There are many different types of leopard but they are all endangered. For example, there are only about 70 Amur leopards living in the wild.

Habitat

Leopards can live in many different places. Some like to live high up in the mountains and others prefer to live in rainforests, grasslands, deserts or even swamps! All leopards are excellent climbers and are very strong. They use their long tails to help them balance when they are high in the trees.

Diet

Leopards are carnivores but they eat lots of different types of meat. For example, they will eat birds, rodents or reptiles if they cannot find large mammals, such as deer.

When they kill their prey, leopards usually drag it up high into a tree to eat immediately. Sometimes they keep the prey in the branches so they can eat it later.



All About Leopards

Fun Facts

- Leopards spend most of their lives on their own, except for females who have babies.
- Baby leopards, called cubs, are born blind and weigh only 500g.
- Leopards can live up to around 12 to 15 years in the wild.

Did You Know...?

- Leopards are brilliant nocturnal hunters. They can hunt, even when it is really dark.
- Leopards have a keen sense of hearing and an excellent sense of sight.
- They have long and sensitive whiskers to feel movement.



Questions

1. Which animal family are leopards a part of? Tick **one**.
 - leopards
 - cats
 - lions
2. Where do leopards live? Tick **one**.
 - Leopards live in the Arctic.
 - Leopards live in lots of different habitats.
 - Leopards are excellent climbers and are very strong.
3. Look at the **Fun Facts** section. Draw lines to match the sentences:

| | |
|----------------|---|
| Adult leopards | ...live alone for much of their lives. |
| Baby leopards | ...cannot see when they are born and are known as cubs. |
4. Look at the **Diet** section. **Find** and **copy** a word which describes how **quickly** leopards usually eat their prey.

5. How do leopards hunt in the dark?

Answers

1. Which animal family are leopards a part of? Tick **one**.
 - leopards
 - cats**
 - lions
2. Where do leopards live? Tick **one**.
 - Leopards live in the Arctic.
 - Leopards live in lots of different habitats.**
 - Leopards are excellent climbers and are very strong.
3. Look at the **Fun Facts** section. Draw lines to match the sentences:

| | |
|----------------|---|
| Adult leopards | ...live alone for much of their lives. |
| Baby leopards | ...cannot see when they are born and are known as cubs. |
4. Look at the **Diet** section. **Find** and **copy** a word which describes how **quickly** leopards usually eat their prey.
immediately
5. How do leopards hunt in the dark?
They have a keen sense of hearing and an excellent sense of sight. They also have long whiskers to feel movement.

Year 1

circle the odd numbers

2 3 7 4 10 15

circle the even numbers

2 3 7 4 10 15

write the next 2 numbers

in the sequences

2, 4, 6, _____, _____

10, 20, _____, _____

write the missing number

7, _____, 9

12, _____, 14

19, _____, 21

Write the number in
words

7 - _____

2 - _____

1 - _____

Year 2

circle the odd numbers

2 23 17 44 100 15

71 4

circle the even numbers

2 13 7 24 10 15 99

18

write the next 2 numbers in the
sequences

12, 14, 16, _____, _____

50, 60, _____, _____

write the missing number

17, _____, 19

42, _____, 44

79, _____, 81

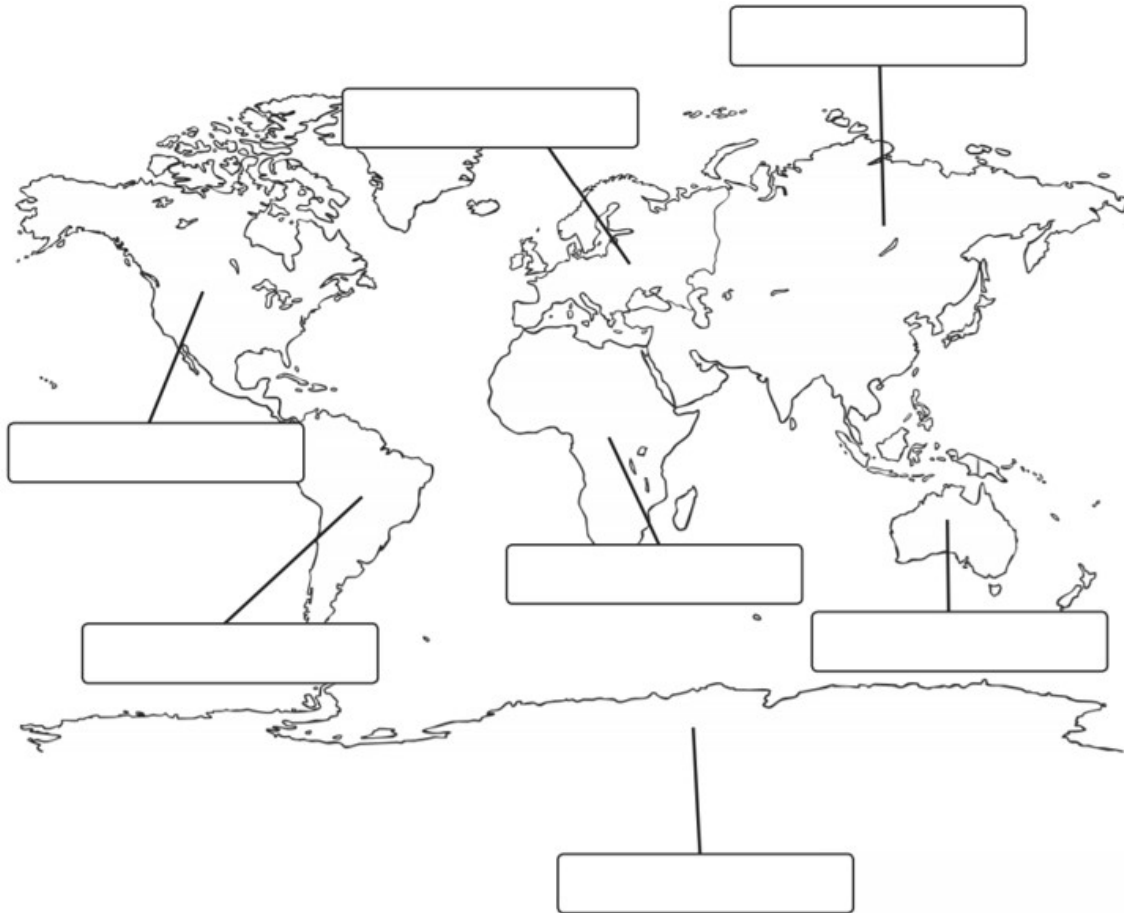
Write the number in words

27 - _____

12 - _____

91 - _____

Continents of the World



Word Bank

North America

South America

Africa

Antarctica

Australasia

Europe

Asia

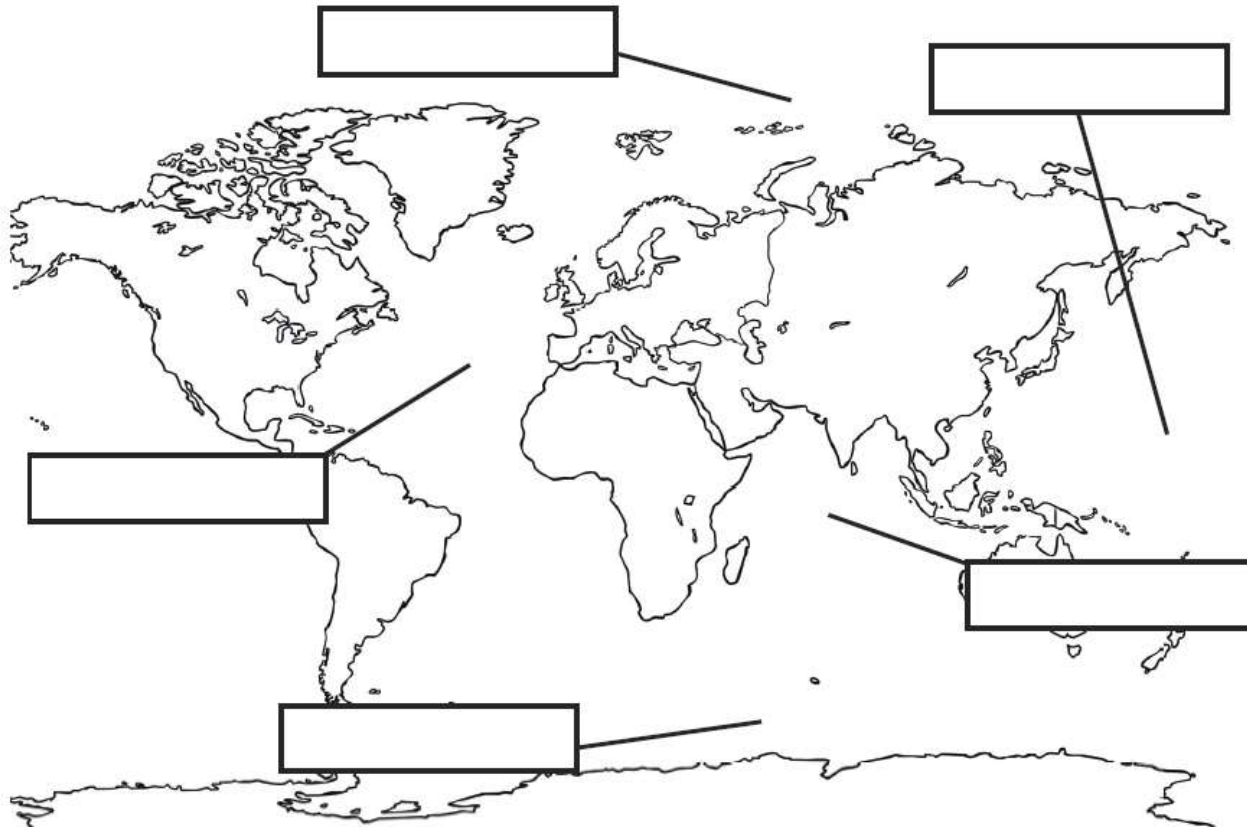
Year 1 and 2 Home Learning week beginning 11.1.21

Resource 14: Year 2 map Write the continents straight onto the map and add the labels for the oceans and seas.

The Five Oceans of the World

Word Bank

North America
South America
Africa
Antarctica
Australasia
Europe
Asia



Word Bank

Pacific Ocean
Arctic Ocean
Indian Ocean
Atlantic Ocean
Southern Ocean