

IS IT COMPLETE?

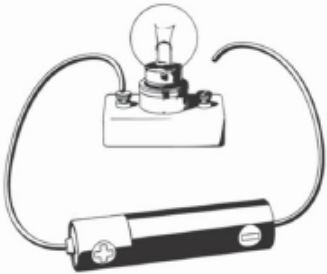
1 Look carefully at each circuit, then:

- put a tick next to it, if it will work

2 For the circuits that will not work:

- draw a ring round the part of the circuit that is wrong
- draw a picture of the correct circuit, with a label to show what you have done to put it right.

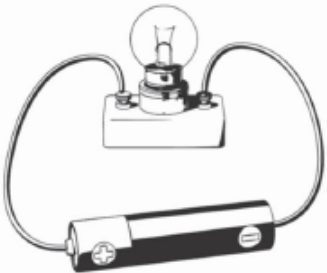
A



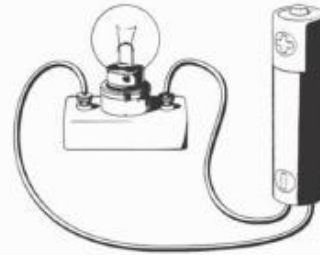
B



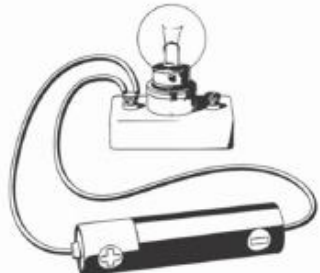
C



D



E



F

