

Year 1 and 2 Remote Learning week beginning 18.1.21

Weekly Timetable of Activities

Here are the activities to complete each day this week. When you have finished please take a photograph (or scan) and upload it to your 'Work' folder on Purple Mash so your teacher can see it.

Please click the links to the videos and use the password for this provided in an email on Purple Mash.

There will also be some assembly videos available from Mrs Norden and other members of staff throughout the week.

Monday				
Maths		English/Writing		Art
Watch https://vimeo.com/501217302		Watch https://vimeo.com/501219646		Watch
<p>Use the number cards in Resource 3. Pick 5 cards and divide these amounts into 2 equal groups to find half of the numbers? Don't forget to write the number sentence.</p> <p>Once you have done the division task please practise your fluency skills by completing the 'Four a Day' in Resource 4</p>	<p>Use the number cards in Resource 3. Pick 5 cards and divide these amounts into 2 equal groups to find half of the numbers? Can you divide any of the numbers you have chosen into 3 equal groups? How about 4? Don't forget to write the number sentence.</p> <p>Once you have done the division task please practise your fluency skills by completing the 'Four a Day' in Resource 5.</p>	<p>What do you think the building in Resource 6 is used for? Explain why you think that.</p> <p>You can use the writing frame in Resource or just write directly onto a piece of paper.</p> <p>Can you write a question about the building to help you work out what it is? Don't forget to use question words and a question mark at the end of the question.</p>	<p>What do you think the building in Resource 6 is used for? Explain why you think that.</p> <p>What other uses could it have? Use the prompts to help you write at least 3 sentences of your predictions of what the building might be.</p> <p>Can you write 2 question about the building to help you work out what it is? Don't forget to use question words and a question mark at the end of the question.</p>	<p style="text-align: center;">https://www.bbc.co.uk/teach/class-clips-video/art-and-design-using-textured-materials-landscape-collage/zfrfbdm</p> <p style="text-align: center;">Then look at 'Year 1.2 Monday Art Collages Information'.</p> <p style="text-align: center;">Using the collage techniques we learnt about last week create a collage a winter tree.</p>

Tuesday

Year 1 and 2 Remote Learning week beginning 18.1.21

Maths		English/Writing	Phonics	
<p>Watch https://vimeo.com/501220408 Then use Team, Team to solve:</p>		<p>Did you guess what the building was yesterday?</p> <p>If you guessed it was a school then well done! It's Swavesey Village College.</p> <p>For today's writing task can you look at the images in Resource 7. There is a photograph of Swavesey Village College in the past and a photograph of Swavesey Village College now.</p> <p>Can you find any similarities or differences between the 2 buildings? Year 1s find at least 1 similarity and 1 difference. Year 2s find at least 2 similarities and 2 differences.</p>	<p>Watch https://vimeo.com/501221512 Year 2 7:41 to end</p>	
<p>6÷2 =</p> <p>8÷2=</p> <p>14÷2=</p> <p>18÷2=</p> <p>24÷2=</p>	<p>16÷2 =</p> <p>20÷2=</p> <p>50÷10=</p> <p>70÷10=</p> <p>25÷5=</p> <p>45÷5=</p>		<p>Year 1</p> <p>This week we are learning the different ways to spell the sound e_e.</p> <p>We can spell it using these 3 graphemes:</p> <p>ee ea e_e</p> <p>Tasks:</p> <ol style="list-style-type: none"> 1. Practise spelling words every day <p>meet, even, these, read, team, one</p> <ol style="list-style-type: none"> 2. Complete the sheet in Resource 8. 3. Use the words from the sheet or your spelling words to write sentences 	<p>Year 2</p> <p>This week we are learning to add the suffix -ing. A suffix is a group of letters that are added to the end of a word. They change the meaning.</p> <p>Rules for adding the suffix -ing.</p> <ul style="list-style-type: none"> • Add ing. Play - playing • After a short vowel (a,e,i,o,u) double the final consonant and add ing. Shop - shopping • Drop the e and add ing. Bake - baking <p>Independent work</p> <ol style="list-style-type: none"> 1. Practise the spelling words every day <p>talking, walking, shouting, shopping, playing, swimming, crying, baking</p> <ol style="list-style-type: none"> 2. Play the adding -ing phonics board game (Resource 9) 3. Use the verbs from your spellings and write sentences. <p>Please also have a go at the comprehension in Resource 10.</p>

Year 1 and 2 Remote Learning week beginning 18.1.21

Wednesday		
Maths	English/Writing	Science
<p>10 for 10 – see Resource 11</p> <p>You have 10 minutes to complete the 10 questions. You need to try to do it all by yourself! How quickly can you do them? Continue to practise any of the ones you found tricky.</p>	<p>Watch https://vimeo.com/501222022</p> <p>Can you order the buildings in the photographs from oldest to newest? (Resource 12) Explain why you have chosen the order by using facts from the video.</p>	<p>Watch https://vimeo.com/501219870</p> <p>What animals can you see in the local area? Are there any baby animals at the moment? How can you tell if an animal is a baby or not? How do they look different to adults?</p> <p>Year 1 (resource 13) – cut out the photos and match the adult animal with it's offspring</p> <p>Year 2 (resource 14) – Answer the questions for a human adult and baby then again for a different animal and it's young.</p>

Year 1 and 2 Remote Learning week beginning 18.1.21

Thursday			
Maths		Computing	PE
<p>Watch https://vimeo.com/501219274</p> <p>Year 1 Use arrays to solve these division problems $4 \div 2 =$ $10 \div 2 =$ $12 \div 2 =$ $16 \div 2 =$ $6 \div 3 =$ $9 \div 3 =$ $15 \div 3 =$</p> <p>Year 2 Use arrays to solve the division problems in resource 15. Complete either the 2 star or 3 star challenge.</p>		<p>Watch https://vimeo.com/501216335</p> <p>You are going to write some detailed instructions (an algorithm) to create a potato man. You will need to print the Potato Man Activity sheet (in black and white if you would like to colour it in yourself or in colour). Write your instructions to create a potato man and then give them to someone else at home to follow. You could use the writing template in Resource 16 if you would like. Did your instructions work? Did they build the potato man correctly? How could you improve your instructions to make them more detailed (debugging)?</p>	<p>Have a look at Mrs Turian's 'PE Remote Learning' document and choose an activity to do.</p>

Friday			
Maths		English/Writing	PSHE
<p>Watch https://vimeo.com/501218966</p> <p>Solve the word problems in resource 17 using a drawing or an array.</p> <p>Look at the word problems in resource 18. Work out which ones are division problems. Solve them using an array.</p>		<p>Can you write the correct names for the buildings and other useful places in Swavesey? (resource 19) Year 1s can you choose one of the places and explain what it is used for. Year 2s can you choose two of the places and explain what they are used for.</p>	<p>Watch https://vimeo.com/501801647</p> <p>What makes me 'me' and you 'you'? Draw and label 4 pictures of anybody, anything, any time and anywhere that is special to you. Choose one of the drawings and explain why it is special to you and what it says about your identity.</p>

Reading

Reading books

Oxford Owl are providing free access to some of their e-books. They are a publisher which we use at school so some stories may be familiar to your children.

Please see the details below of how to log in to the website.

If you are not sure which level your child should be reading please contact your child's class teacher via Purple Mash.

Please continue to read any other books you may have at home. Reading any book for at least 5 minutes daily will be a great help to your child's reading progress.

Oxford Owl

Go to: <https://www.oxfordowl.co.uk/>

My class login >

Click: at top right of the page

Enter your child's class details:

Otters

Username: spsotters Password: otters1

Squirrels

Username: spssquirrels Password:
squirrels1

Foxes

Username: spsfoxes Password: foxes1

Please remember the importance of discussing books with your children. Their understanding and comprehension of what they have read is just as important as the reading itself. Many of these e-books have questions already printed into them, which you can use as prompts.

Comprehension (Year 2)

If you are a Year 2 please have a go at the 'Elephants' comprehension in [Resource 10](#). Try and do as much as you can by yourself. You can ask your adult to help you mark it using the answer sheet.

Topic Homework

If you would like any more activities to complete, don't forget about our Topic Homework grid below.


Around the World Homework Book

Please use the grid below to choose activities you wish to engage with at home. Any activities you choose to do at home will support your child's learning and can be shared with your child's class teacher on Purple Mash.

<p><u>Design a front cover</u> Use your creative art skills to design the front cover for a story or non-fiction book. Keep it in the <i>Around the World</i> theme! (We are learning about Australia before half term and Mexico after half term)</p>	<p><u>What would you wear?</u> Choose a country and find out about its Traditional costume. How is it different/ the same to the way you dress? Create a labelled picture.</p>	<p><u>Big or small?</u> Which is the biggest country you can find? Which is the smallest? What can you find out about the population of different countries?</p>	<p><u>Sports</u> Find out about a sport that is popular in another country and write instructions on how to play it. Can you teach someone at home and take photos of you playing together?</p>	<p><u>7 Wonders of the World</u> What and where are the 7 wonders are the world? What makes them special? What do you know about them?</p>
<p><u>Food research</u> What food grows in different countries? Why do you think some food grows in some countries and not in others?</p>	<p><u>Country fact file</u> Make a fact file about a country you have visited using information you have found out.</p>	<p><u>Flags</u> Research flags of the world. Which do you like best? Why? Design your own flag.</p>	<p><u>Holiday postcard</u> Create a postcard imagining you are on holiday. What can you see? Hear? How do you feel? What did you do?</p>	<p><u>Hello/ Goodbye</u> Make a list of the words for Hello and Goodbye in other languages. Can you practise saying them?</p>
<p><u>Learn a song or dance from another country</u> Can you learn a dance from another country? You could video it and upload it to Purple Mash.</p>	<p><u>Make an instrument</u> Look at the variety of instruments around the world. Use whatever materials you can find and make your own instrument</p>	<p><u>Aeroplanes</u> Can you make a model of an aeroplane? You can use recycled materials, construction kits or playdough (or anything else you can think of)</p>	<p><u>Design a boomerang</u> Make a boomerang for yourself. What will you make it from? How will you decorate it?</p>	<p><u>Animal Top Trumps</u> There are lots of species of animals in Australia that can't be found anywhere else in the world. Can you design and make Top Trump cards for them?</p>

Resources

Resource 1: Sound mats to support with spelling



My Phase 3 Sound Mat

j	v	w	x	y	z	zz	qu
ch	sh	th	ng	ai	ee	igh	oa
oo	oo	ar	or	ur	ow	oi	ear
air	ure	er	visit twinkl.com				

My Phase 5 Sound Mat

ay	ou	ie	ea	oy	ir	ue	ue
aw	wh	ph	ew	ew	oe	au	ey
a-e	e-e*	i-e	o-e	u-e	u-e		
visit twinkl.com						*even	



Year 1 Common Exception Words Mat



Aa Bb Cc Dd Ee Ff Gg Hh Ii Jj Kk Ll Mm Nn Oo Pp Qq Rr Ss Tt Uu Vv Ww Xx Yy Zz

Aa

a
are
ask

Bb

be
by

Cc

come

Dd

do

Ff

friend
full

Gg

go

Hh

has
he
here
his
house

Ii

I
is

Ll

love

Mm

my
me

Nn

no

Oo

of
one
once
our

Pp

put
push
pull

Ss

said
says
some
so
she
school

Tt

the
to
today
there
they

Ww

were
was
where
we

Yy

you
your



Year 1 and 2 Common Exception Words Mat

Aa Bb Cc Dd Ee Ff Gg Hh Ii Jj Kk Ll Mm Nn Oo Pp Qq Rr Ss Tt Uu Vv Ww Xx Yy Zz

Aa

a
after
again
any
are
ask

Bb

bath
be
beautiful
because
behind
both
break
busy
by

Cc

child
children
Christmas
class
climb
clothes
cold
come
could

Dd

do
door

Ee

even
every
everybody
eye

Ff

fast
father
find
floor
friend
full

Gg

go
gold
grass
great

Hh

half
has
he
here
his
hold
hour
house

Ii

I
improve
is

Kk

kind

Mm

many
me
mind
money
most
move
Mr
Mrs
my

Nn

no

Oo

of
old
once
one
only
our

Pp

parents
pass
past
path
people
plant
poor
pretty
prove
pull
push
put

Ss

said
says
school
she
should
so
some
steak
sugar
sure

Tt

the
there
they
to
today
told

Ww

was
water
we
were
where
who
whole
wild
would

Yy

you
your

Ll

last
love


Year 1 and 2 Remote Learning week beginning 18.1.21
Resource 3: Monday Maths Number Cards




1) How many stars and circles are there altogether?



2) How many more do I need to have 6?



3) Which shapes are missing in this pattern?



4) Which numbers are missing?


9	10			13
---	----	--	--	----

1)

10 - 3 is equal to 4 +



2) This clock has no minute hand. What time could it be?



3) Miro has these coins.



Which coins make the same amount as Miro?



4) Is Sam right?



How do you know?

Year 1 and 2 Remote Learning week beginning 18.1.21
Resource 6: Monday writing task

Year 1

WALT – infer about building use from its design



I think this building is _____
because _____

Year 2

WALT – infer about building use from its design

What can I infer (work out) about this building?



Probably ...
Possibly ...
May be ...
Could be ...

Who?
What?
Where?
When?
Why?
How?

Year 1 and 2 Remote Learning week beginning 18.1.21
Resource 7: Tuesday writing task

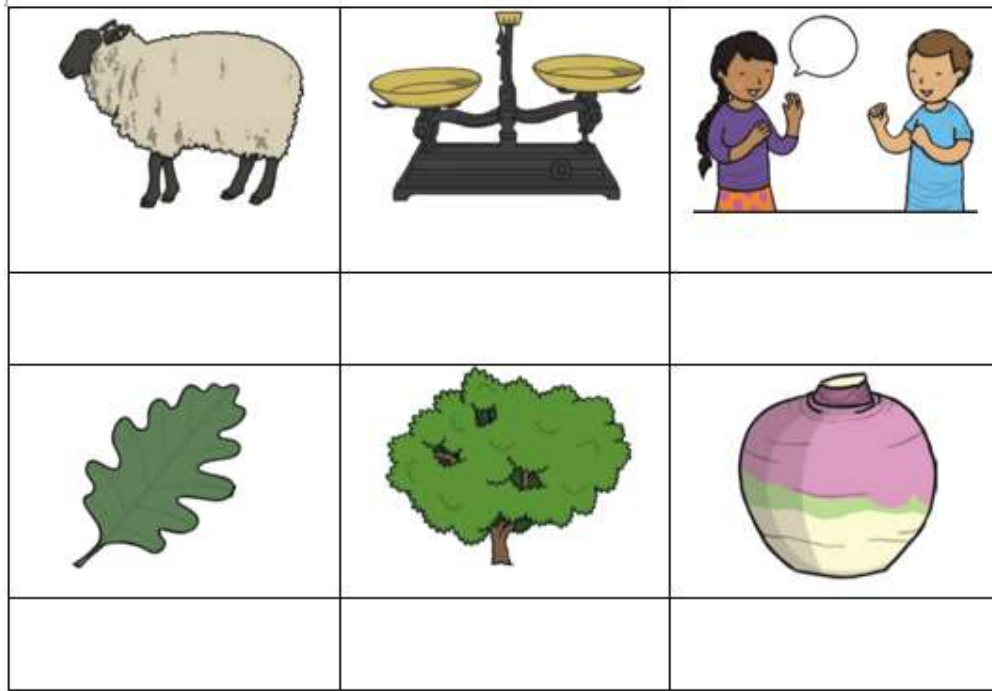
WALT: Compare Buildings past and present.



What is the same?

What is different?

Year 1 and 2 Remote Learning week beginning 18.1.21
Resource 8: Year 1 Phonics

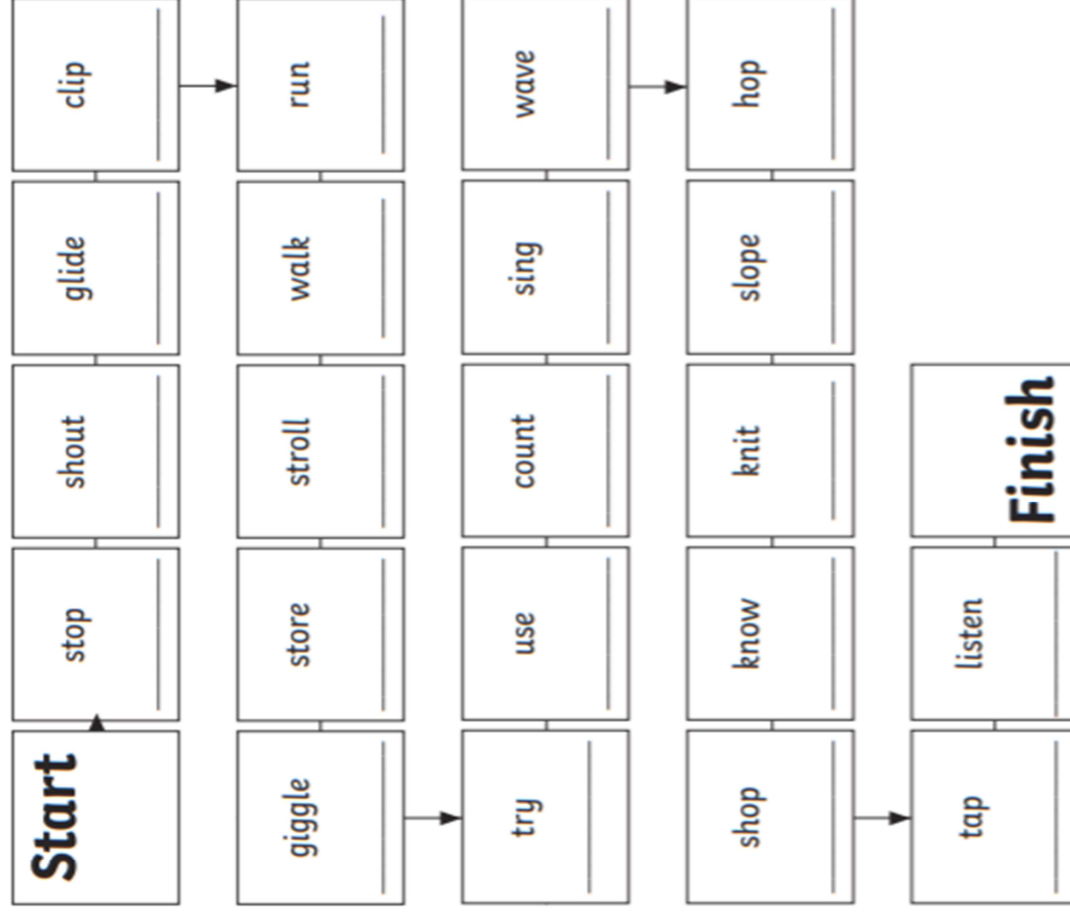


sheep speak swede leaf even tree

The '-ing' Suffix Game 1

Instructions:

Use counters and a dice to play this fun '-ing' suffix game. Each player rolls the dice and moves their counter along the board. Each time a player lands on a word, they must write down the new form of that word using the '-ing' suffix. Be careful, as sometimes the new '-ing' suffix might need you to take away the 'e' at the end of the word, or it might need an extra consonant. Good luck!



All About Elephants

Elephants can grow up to three metres tall. They can weigh around the same as three large cars!

Elephants Never Forget

Elephants have big brains and they are very clever. They help and love each other. Lots of people say that elephants never forget things.

Did You Know...?

Elephants can get sunburnt!

They have a bath in the mud and throw dirt on their backs to help to keep their skin safe.



Telling Them Apart

There are three ways to check if an elephant is an African elephant or an Asian elephant. You can look at:

- their ears;
- the shape of their head;
- their tusks.



an African elephant



an Asian elephant

African elephants have:

- large ears that look like the shape of Africa;
- rounded heads.

Male and female African elephants can have tusks.



Asian elephants have:

- smaller, rounder ears;
- two bumps on their heads.

Only male Asian elephants can have tusks.

Did You Know...?

A group of elephants is called a herd.


The oldest female elephant is the boss of the herd. She leads the way.

Did You Know...?

Adult male elephants are called bulls.

Adult female elephants are called cows.

A baby elephant is called a calf.



Questions

1. Which elephant has two bumps on its head? Tick one.

- an African elephant
- an Asian elephant
- a baby elephant

2. Draw **three** lines and match each elephant to what it is called.

An adult male elephant is called...	a cow.
An adult female elephant is called...	a calf.
A baby elephant is called...	a bull.

3. Number the facts from 1-3 to show the order that they appear in the text.

- A group of elephants is called a herd.
- Elephants have big brains.
- Only male Asian elephants have tusks.

4. Fill in the missing word.

The _____ female elephant is the boss of the herd.

5. Why do elephants have a bath in the mud?

Answers

1. Which elephant has two bumps on its head? Tick one.

- an African elephant
- an Asian elephant**
- a baby elephant

2. Draw **three** lines and match each elephant to what it is called.

An adult male elephant is called...	a cow.
An adult female elephant is called...	a calf.
A baby elephant is called...	a bull.

3. Number the facts from 1-3 to show the order that they appear in the text.

- 3** A group of elephants is called a herd.
- 1** Elephants have big brains.
- 2** Only male Asian elephants have tusks.

4. Fill in the missing word.

The **oldest** female elephant is the boss of the herd.

5. Why do elephants have a bath in the mud?

Elephants have a bath in the mud to help to keep their skin safe.

Year 1

1. $6+0=$

2. $8+1=$

3. $5+2=$

4. $0+9=$

5. $1+7=$

6. $2+4=$

7. $5+5=$

8. $6+4=$

9. $7+3=$

10. $8+2=$

Year 2

1. $8+8=$

2. $8+9=$

3. $6+6=$

4. $6+7=$

5. $3+7=$

6. $10-5=$ ___

7. $10-6=$ ___

8. $10-8=$ ___

9. $4+$ ___ $=10$


10. $9+$ ___ $=10$

Year 1 and 2 Remote Learning week beginning 18.1.21
Resource 12: Writing Task Wednesday

WALT order buildings through time. (Chronologically)

Cut the pictures from below. Stick them into the correct space showing oldest to newest.

Give reasons for your answers.





cow



duck



calf



duckling



sheep



horse



lamb



foal



pig



chicken



piglet



chick



goat



goose



kid



gosling



WALT know that animals have offspring that grow into adults

Comparing babies and children



- 1 What is different about the way you move from when you were a baby?
- 2 How has your food and the way that you eat it changed since you were a baby?
- 3 In what way can you care for yourself now, that you couldn't when you were a baby?
- 4 How is your appearance different from when you were a baby?
- 5 What else can you do now that you couldn't do when you were a baby?

Can you use the questions to compare an adult animal and its offspring? |

WALT divide using an array



$8 \div 2 =$

$9 \div 3 =$

$12 \div 2 =$

$8 \div 4 =$

$16 \div 2 =$

$12 \div 4 =$

$12 \div 3 =$

$16 \div 4 =$

$15 \div 3 =$

$15 \div 5 =$



$14 \div 2 =$

$24 \div 4 =$



$16 \div 2 =$

$20 \div 5 =$



$18 \div 3 =$

$36 \div 6 =$

$21 \div 3 =$

$42 \div 7 =$

$16 \div 4 =$

$27 \div 9 =$



Dan has 10 football stickers. He shares them between his 2 friends. How many stickers do they get each?

1



Pam has 15 sweets. She shares them between 3 children. How many sweets does each child get?



Kat has 12 dolls. She shares them between 2 of her friends. How many dolls do they have each?



8 flowers are shared between 2 vases. How many flowers go in each vase?



The milkman has 12 bottles of milk. If he delivers 3 bottles to each house, how many houses will he deliver to?

Year 1 and 2 Remote Learning week beginning 18.1.21
Resource 18: Year 2 Maths (Friday)

Jack buys 30 magic beans. There are 10 beans in a bag. How many bags did he buy?

Baby Bear eats 2g of porridge a day. How much does he eat in a week?

Snow White spends 70p. An apple costs 10p. How many apples does she buy for the dwarves?

Rapunzel has a piece of rope that is 12m long. She cuts it in half. How long is each half?

The giant has a glass that holds 8l. He drinks 5 glasses in a day. How many litres does he drink in a day?

Cinderella takes 3 hours to wash 12 dishes. How many dishes does she wash each hour?

With each stamp of his feet Rumpelstiltskin breaks 5 floorboards. If he stamps 5 times how many boards will he break?

How many hands do the 7 dwarves have?
How many fingers do they have?

There are 32 gingerbread men. You can fit 8 gingerbread men in a box. How many boxes can be filled?

Year 1 and 2 Remote Learning week beginning 18.1.21
Resource 19: Writing task Friday



village hall car park café pub offices shop
post office house busway