

Little Wandle - Letters and Sounds





Reception Phonics Home Learning

Phase 2 - Autumn 2 Week 4

Focus - Phonemes sh / th / ng / nk



Phonemes we focused on this week:

 <p>Pronunciation phrase- sh Pucker your lips and show your teeth; push the air out shshshshsh</p> <p>Catchphrase sh Share the shells.</p>	 <p>Pronunciation phrase- th <i>Voiced:</i> Tongue on your teeth, teeth almost closed to make a 'buzzing' th <i>Unvoiced:</i> Tongue on your teeth; push the air out th th</p> <p>Catchphrase th Thumbs up, we're having fun.</p>
 <p>Pronunciation phrase- ng Open your mouth a bit and then use your tongue at the back of your mouth to say ng ng ng</p> <p>Catchphrase ng Bling on a ring.</p>	 <p>Pronunciation phrase- nk Open your mouth a bit and then use your tongue at the back of your mouth to say ngk ngk ngk</p> <p>Catchphrase nk I think I am pink.</p>

We practised orally blending/ reading these words. *Can you practise saying each phoneme then listening out for the word?*

shell

shop

this

thud

ring

thing

pink

wink

We practised reading these sentences- *Remember to segment and blend to help you.*

Can I fix a van?

Can a moth quack?

Dad has a big bell.

It is a mess in that bag.

This duck got wet.

We practised these tricky words. *Can you spot the tricky part of the word?*

go

no

to

into

she

push

he

of

Please support your child to practise and reinforce the phonemes and graphemes we are learning in school.