


Habitats in hot climates

To start off the week we shared the book 'Bringing the Rain to Kapiti Plain' by Verna Aardema. It allowed us to explore the animals that might be found in hotter climates, such as in Africa. The children learnt lots of facts about many of the animals and used them to write their own clues for a 'What am I?' book.

As well as learning about animals that live in hotter habitats, we made links to



our previous learning to be able to sort the animals into the correct habitats.

Later in the week we looked more closely at the different prints and patterns we could see on the different animals. This inspired us to have a go at creating our own digital artwork linked to patterns— photo coming soon!

The children also used pastels to try to

recreate some of the different prints we would see on a variety of animals.



Reception weekly newsletter


Week commencing:
22.01.24

Word of the week

Pattern— a design that is repeated and can be found anywhere.

Phonics


Our phase 3 phonemes this week were: ur— as in surf, ow— as in town, oi— as in coin, and ear— as in near. Our new tricky words were by, my and all.



curl the fur



wow owl



boing boing



get near to hear

Home challenge: Practise writing a short caption at home— Try to include capital letters, finger spaces and a full-stop. Remember to apply your phonics knowledge to help you write, lion— might be l-igh-o-n.

Maths

This week the Numberblocks have helped us with learning about 'One more'. Firstly they needed our help to make sure they were in the correct order from 1-5. They used the chant "I'm bigger than you, I'm smaller than you, diddly diddly doo". Once in order we noticed that the Numberblocks grew by one block, meaning they were one more than the number before. We had a go at rolling a dice and making a tower to match, before adding one more. We found the matching digit on our number fans.

Home challenge: Use items from around your house to build a staircase pattern which shows one more. This could be tins from the cupboard, or wooden blocks from a construction kit.



Home challenges help you to support your child with consolidating their learning at home.

Remember to share these with us on Tapestry