

Miss Lawton's Pasta Maths: Addition Year 1

It is important, when exploring addition in early mathematics, to start with concrete objects. Your child will use the skills learnt last week about place value to help them with this.


We will be using ten frames and pasta (or similar) again this week. I have used 2 different items to help differentiate between the two numbers I have added together.

$$6 + 3 =$$



Start by making the largest number in your ten frame using your place value knowledge.

Make the number you will be adding on.



Put the second number on to your ten frame and count the total number. This is your answer.

Please encourage your child to count aloud and **check**.

$$12 + 4 =$$




If the answer is above 10 encourage your child not to count the '10' individually as we know there is 10 because the ten frame is full.

So, start from 10 and count on "10, 11, 12, 14, 15, 16 – the answer is 16".


Once your child is secure in adding using concrete objects they can move on to drawing (pictorial representations) to support them with adding.

$$6 + 3 =$$




Using a different colour for each of the numbers in the addition number sentence will help to ensure the correct numbers have been drawn.

$$12 + 4 =$$



$$18 + 7 =$$



10 frames to print

