

Swavesey Primary School Year 5/6 weekly tasks

Week beginning: 18.5.20

Activities have been numbered so that they can be followed on the weekly timetable.

So for example in English:

- 1) **Read** Chapters 4 of 'A Horde of Ravens'. This will be **set as a 2Do**. This is a Roman themed narrative. Enjoy!

This means that this is activity 1 in English.

<u>Tasks</u>	<u>Completed</u>
<p><u>Weekly spelling</u> <u>20 spellings</u> <u>(Please learn and test at the end of the week)</u></p> <ol style="list-style-type: none">1) Muscle2) Necessary3) Neighbour4) Nuisance5) Occupy6) Occur7) Opportunity8) Parliament9) Persuade10) Physical11) Prejudice12) Privilege13) Profession14) Programme15) Pronunciation16) Queue17) Recognise18) Recommend19) Relevant20) Restaurant	
<p style="text-align: center;"><u>English Tasks</u> (These are available on Purple Mash and you can find the resources there)</p> <ol style="list-style-type: none">1) Read Chapter 4 of 'A Horde of Ravens'. This will be set as a 2Do.2) Complete the multiple choice online quiz for Chapter 4. This will be set as a 2Do.3) Print or write down the questions for the sequencing questions, SPaG and open ended questions for Chapter 4 and complete. These activities are set as PDFs and are to be marked at home. In a slight change, answers are given on a separate answer sheet, which is sent as a PDF. Open ended answers are just an example of how the question could be answered.4) Complete the set writing task inspired by the chapter you have just read; this is a Conan character profile task! This will be set on Purple Mash as a 2Do, which you can 'Hand in' on Purple Mash for your teacher to read. This week there is a recorded lesson input to help you get going if you would find this helpful.	

Reading

At least 20 minutes reading each day. This might be reading or being read to.

Maths

Some children will find that what is set is plenty to do, others may find they complete tasks very quickly. If this is the case there are a couple of options. 1) Based on the activities set, create your own more challenging questions! Then solve! See what challenges you can set yourself! 2) Use other suggested resources (BBC bitesize etc) to 'top up' your activities.

A bit different this week; no 30430 and no Purple Mash 2dos









2015 SATS paper (**Questions and answers will be sent as a PDF**)

These can be printed off, which is a fair amount of paper, or to save paper, children can simply look at the questions on the screen and write the answers down. If the question requires drawing something on the answer booklet, these questions may need printing (if this is an real issue for you, don't worry, just do the best you can 😊). Top tip, if you are printing the whole booklet, save paper by not printing title papers and blank pages at the front and back of the booklet. Also, if you are missing any needed equipment, such as a protractor, don't worry, simply miss out that question. Just to reiterate, it doesn't matter if you can't print any of this out – just look at questions on a screen and do what you can!

These papers are based on the old levels system (levels 3-6) rather than Working Towards, At and Greater Depth; however they are still full of excellent and applicable questions for Year 5/6. Year 5s, there is a lot in these papers that you will be able to have a go at (level 3 and 4 knowledge questions have been taught in year 5).

1) We would like everyone to have a go at the mental maths test (this is instead of your 30430). The transcript is **sent as a PDF**, so an adult can read the questions to the child, or if this is not possible, you can go on the website below and click on the 2015 mental maths Audio MP3. This website also has the grade thresholds if this is something you are interested in.

<https://www.satspapers.org.uk/Page.aspx?TId=5>

Year	Mental Maths Audio Transcript	Mental Maths Audio MP3	Mental Maths Answer Sheet	Test A (Paper 1)	Test B (Paper 2)	Marking Scheme (Answers)	Guidance and Framework	Level Thresholds (Grade Boundaries)
2015								

2) There are two level 3-5 papers and two level 6 papers (which of course are harder). Please choose what you would find helpful and challenging. For example, you may choose to do both L3-5 papers, both L6 papers, one of each, or all four. Mark schemes are also **sent as a PDF** so you can mark and see where you need to improve. Good luck!

Science Tasks

Materials and Gases, solids and liquids

- 1) Transparent and Opaque (**set as a 2Do**)
- 2) 2diy – Match the objects (**set as a 2Do**)
- 3) Complete the below science challenge

Science challenge – Look at several objects around your home.

Make a table with headings: Transparent, Translucent, Opaque.

Sort the objects into the different groups. You can draw and write as you choose, both would be great! After you have done that, choose around 5 – 10 of your objects and **explain** why the object works well being made of that type of material. Then take a photo and save it in your 'My Work' folder, so we can see what you have done!

Try and include as many scientific words as you can, we have been very impressed with some of the words some of you have included so far in other tasks. 😊

Topic tasks

- 1) Look through the **Year 5.6 Roman Conquest Tasks** and start to choose what you may like to complete over the term. (Tasks sheet will be emailed out and can be found in the Year 5/6 section of the school website)
- 2) Romans - Roman Soldiers (**set as a 2Do**)
- 3) Romans - Roman Soldier Quiz (**set as a 2Do**)

P.E

Daily Joe Wicks or other exercise videos/forms of exercise

Other tasks

- 1) **French:** www.doulingo.com See Mrs Leonard's crib sheet for how to use this.
- 2) **Computing: Use 2createastory (set as a 2Do)**

Combine words, pictures, sounds and animation to create a story. This could be a well-known story (eg. part of Harry Potter), a story you have made up or it could be a story about how home learning and life at home is going at the moment. Use the guide to help (**sent as a PDF**) if it would be helpful or just have an explore and see what you come up with!

- 3) Mr O's famous mini-challenges...what more needs to be said! There are a fair few still uncompleted by many of you, so do have a look at ones from previous weeks and have a go.
Also, Mr O will introduce a challenge called '**Greedy Pig**', a video from Mr O'Neill will be emailed out via Purple Mash later next week with all the information – so stay tuned!