



Ancient Greek Art



Ancient Greek Pottery

- In the next few weeks, you are going to develop the skills to design a beautiful Greek vase or pot.
- **The Ancient Greeks** made **pots** from clay. Large **pots were** used for cooking or storing food and small bowls and cups **were** made for people to **eat** and drink from. **Pots were** also used for decoration.

Greek Vases and Pots

- **Greek potters were constantly changing the shape of their famous vases and pots. In ancient Greece, it was not enough to create something that was beautiful. It also had to be comfortable. If the vase, pot, or pitcher had a handle, that handle had to be easy to hold and fit comfortably into the grip of your hand. The Greeks considered themselves scientists as well as artists. Everything had to be perfectly proportioned.**



Pottery Designs



The designs on their pottery told a story. Some told stories of daily life. Others told stories of wars and heroes. All designs, whatever they were, had to represent something that people would find pleasing. Geometric designs had to be familiar, a design perhaps that could be found in a temple or a fabric. The colours were soothing and comfortable.



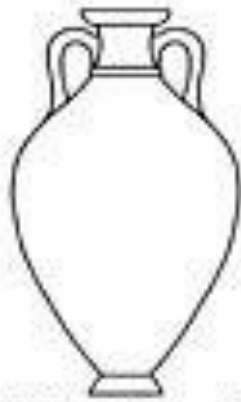
Choose a Shape



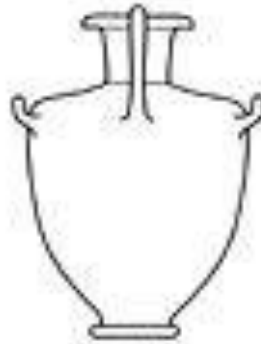
amphora



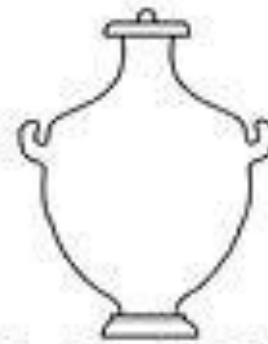
neck amphora



Panathenaic amphora



hydria



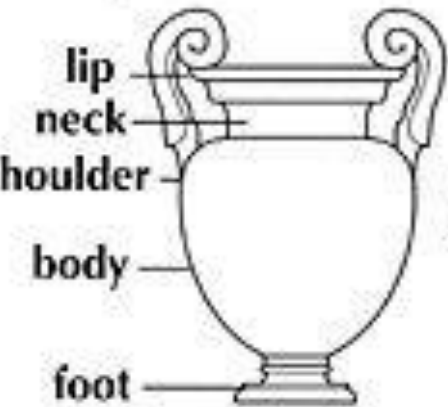
hydria (calpis)



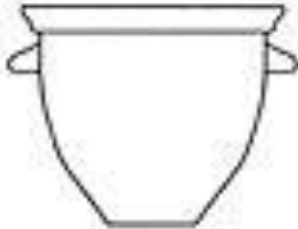
oinochoe



olpe



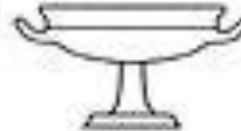
volute krater



bell krater



calyx krater



kylix



kantharos



lekythos



pyxis

Draw your Pot Shape

Task Three

- Choose and draw your pot shape.
- Draw onto coloured paper, newspaper, magazine, cardboard, brown wrapping paper or something of your choice.
- Some pots are symmetrical. If you fold your paper in half, draw half of the pot, cut it whilst folded then it should be symmetrical.
- Your pot can be any colour.
- Be creative.